



cerec
doctors.com

cerecdoctors.com

COURSE CATALOG

SPEAR CAMPUS | SCOTTSDALE, ARIZ.

As a doctor, CEREC® beta tester, educator and clinician, I value the importance of education as a driver of continuous change and the improvement of your practice to satisfy patient demands.

This is why I am proud to present advanced CEREC training at the Spear Campus. From CEREC software training to using CEREC as a business tool and integrating CEREC and implants, our world-class faculty gives you the knowledge and tools to fully and successfully incorporate CEREC technology into your practice.

Our goal at **cerecdoctors.com** is to create an online community that provides CEREC users an opportunity to stay current with all things CEREC from anywhere in the world. With a robust discussion forum and more than 2,300 clinical videos, **cerecdoctors.com** is the go-to resource when you need CEREC information NOW.

Out of the three membership tiers offered, our most exciting and popular membership is Academy, which is designed to supplement the online community. In addition to full access to the **cerecdoctors.com** website, Academy members, and up to 10 of their team members, will have access to Spear Online, practice management tools, an online implant continuum, and the ability to earn CE credits. Among the many Academy benefits, members also get to choose destination events to enhance their educational experience. This includes seminars at the Spear Campus in Scottsdale, Ariz., a state-of-the-art facility with more than 30 CEREC Omnicams and milling chambers.

New for 2017, all eligible Academy memberships include admission to Dentsply Sirona World in Las Vegas on September 14–16. This is the premier event in dentistry, with previous guest lists including celebrities like Jerry Seinfeld, Jay Leno and Sir Richard Branson, as well as a lineup of incredible clinicians presenting on dentistry's hottest topics. This is a must-attend event in 2017 and is included with your Academy membership.

We look forward to helping you both personally and professionally, and we hope to see you soon at the Spear Campus or as part of our online community.

Best regards,



Sameer Puri, D.D.S.



Membership Benefits

Choose the **cerecdoctors.com** membership that fits the needs of your practice.

Founded in 2006, **cerecdoctors.com** is the **world's largest CEREC education resource**. Our online and on-campus learning is considered unmatched by CEREC practitioners. With more than 24,000 members worldwide, the **cerecdoctors.com** website offers three membership tiers to accommodate members' level of engagement and experience.

Whether you're simply looking to access all of our CEREC Software Tutorial and Update videos or striving to become a leader in the CEREC community, **we have everything you need to help you build a successful CEREC practice**.

The goal of **cerecdoctors.com** is to be the **most comprehensive resource—whether online or through hands-on education—in the world**. In this catalog, we will outline the three membership options and discuss the benefits of each as you move forward in your CEREC journey.



CERECDOCTORS.COM

BENEFITS

PREMIUM

\$995 /year

BEST VALUE

ACADEMY

\$229 /month
with \$1,000 upfront

or \$3,495/year upfront

EXCLUSIVE

MENTOR

\$339 /month
with \$1,000 upfront

or \$4,495/year upfront

CEREC® Case Analysis



CEREC Resources



Certificate



CEREC Software Videos



Dentsply Sirona World



Marketing Tools



Online CE



Seminar



Spear Online



Team Training



Webinars



CEREC Ortho Certification



Mentor Courses



Mentor Meeting



Spear Study Club



Special Access & Incentives



PREMIUM Membership

For the CEREC doctor who wants access to CEREC Software Tutorial and Update Videos.

Membership: \$995/year



+ CEREC® Case Analysis

cerecdocctors.com combines minds from all over the world to [share their CEREC knowledge and provide real-time feedback](#) on uploaded CEREC cases. With input from the

community of CEREC doctors, this serves as a great [tool to help you grow your clinical skills and improve patient care](#).



+ CEREC Resources

Discussion Boards

Your resource for [questions, advice, case feedback](#) and anything else you'd like to talk to your peers about. Start a new thread to find quick answers or participate in other threads. Utilize the robust search feature and subscribe to topics you want to follow.

Document Downloads

Documents that support all facets of your CEREC practice: [PDFs, videos, RST files, keyboard shortcuts, parameters, service pack descriptions](#) and more.



+ Certificate

Thank you for being a member. We'll send you a certificate [each year to celebrate your membership](#).





+ CEREC Software Videos

CEREC Software Update Videos

Our faculty members are often beta testers for new software rollouts, making them very familiar with the updates as they are released. They produce [detailed, brief and to-the-point videos on each new feature](#) so you get up to speed quickly.

CEREC Troubleshooting Videos

Think of these troubleshooting videos as an [enhanced FAQ section for your CEREC machine](#). We'll make a new video whenever we experience a challenge ourselves, receive numerous questions about a particular subject or discover a new way of doing something.

CEREC Material Videos

Dedicated to materials that can be milled by the [CEREC milling unit, plus bonding and preparation concepts](#).

CEREC Product Videos

Videos that [explore, review or provide a tutorial for any type of product](#) that you might use in your CEREC practice.

CEREC Clinical Videos

CEREC [procedures filmed on a live patient](#).

Galileos Software Videos

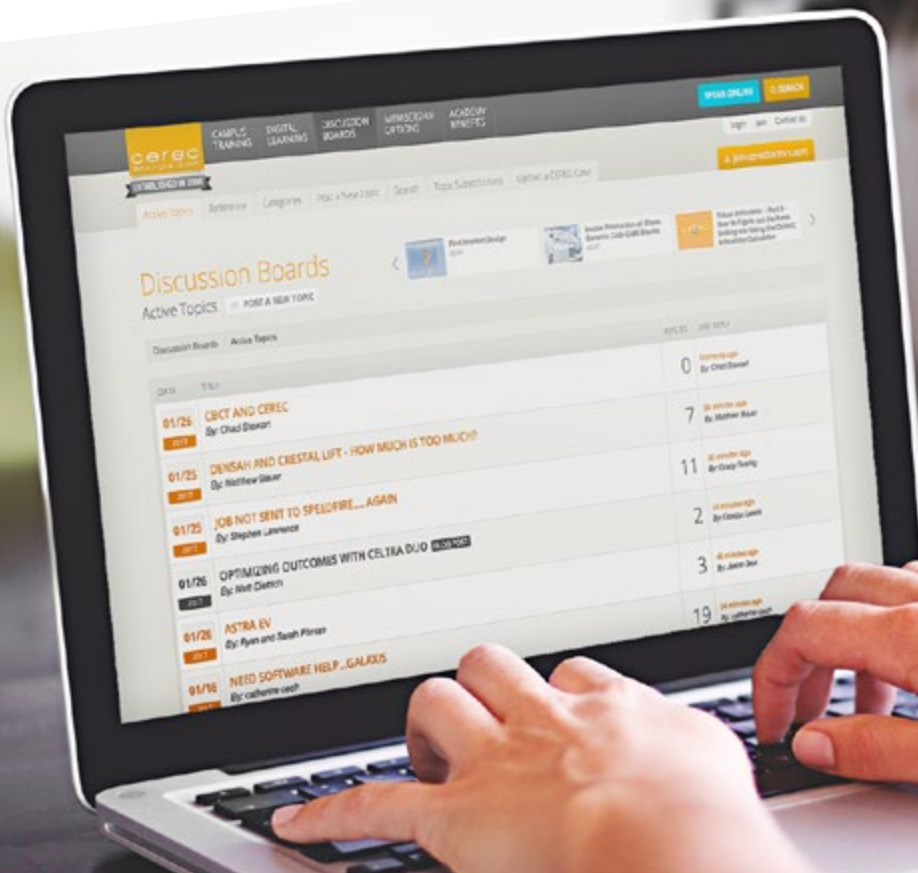
An extensive collection of videos [dedicated to using the Galileos software](#).

Galileos Troubleshooting Videos

Videos to help you use the Galileos and [navigate software challenges](#).

Galileos Surgical Videos

Lessons focusing on procedures [utilizing the Galileos on a live patient](#).



ACADEMY Membership

For the CEREC doctor who wants access to Academy and Premium benefits, and wants to build their confidence, proficiency, practice and team.

Membership: \$229/month with \$1,000 upfront or \$3,495/year upfront

+ Premium Benefits

Academy members also have access to the benefits in the Premium membership, which includes Software Videos, CEREC Resources and a Membership Certificate.



+ Dentsply Sirona World

Experience [dentistry's biggest event](#) of the year in Las Vegas! The 3-day festival features the best minds in the industry, as well as celebrity guests and entertainment.



+ Marketing Tools

cerecdoctors.com helps you [market your CEREC practice](#) with resources that show patients your [commitment to continued learning and exceptional patient care](#).

- 🔑 3D Patient Education Videos
- 🔑 **cerecdoctors.com** logos
- 🔑 Printable CEREC brochures
- 🔑 Case photos showing treatment options



+ Online CE

You'll get access to the [Online Continuum](#), a weekly series of CE-eligible courses. It's all part of our growing library of [2,300+ CEREC Training Videos](#).



+ Seminar

Seminars provide [solid fundamental concepts](#), [systematic treatment planning](#) and proven steps for achieving [predictable clinical results](#).

We have now combined the **cerecdoctors.com** Seminar options with Spear Seminars, offering a total of [eight seminars](#) with multiple dates for your convenience.

Choose one **cerecdoctors.com** Seminar or Spear Seminar, including:

- ✓ *Treating Comprehensive and Esthetic Cases With a Digital Workflow*
- ✓ *Implants—The Surgical/Restorative Connection*
- ✓ *The Art of Treatment Planning and Case Presentation*
- ✓ *Interdisciplinary Management of Esthetic Dilemmas*
- ✓ *Demystifying Occlusion*
- ✓ *Treating the Worn Dentition*
- ✓ *Airway Prosthodontics—Taking Dentistry Beyond Sleep Apnea and Advancement Appliances*
- ✓ *Treating the Terminal Dentition and the Fully Edentulous Patient*



+ Spear Online

Full access to [Spear Education's innovative digital learning platform](#) designed to boost your skills and build a more powerful practice.

Course Library

Access to [1,300+ CE-eligible clinical and practice management lessons](#) presented by dentistry's most respected clinicians.

Patient Education

A series of [short animated videos to educate your patients about their conditions](#). You can show these in chair and in the waiting room, as well as email them to your patients or embed into your website.

Spear TALK


Spear's online community of clinicians where you can [find answers to any clinical or practice challenge](#).

Staff Training

[Targeted online learning](#) for the front office, hygienists and assistants to empower your whole staff and build a unified team.

Team Meetings

[Online videos, agendas, guided discussions](#) and more, designed to [grow your team's competency](#) and create success within your practice.



+ Team Training

Behind every great CEREC doctor is a great CEREC team. Empower your team with [Staff Training Videos](#), [CEREC and Eaglesoft Software Training](#) for assistants, [website access for up to 10 members](#) of your staff and [Spear Online Team Meetings](#).



+ Webinars

Hosted by CEREC experts and respected industry leaders, these [engaging webinars*](#) focus on tools to [build your CEREC practice and your team](#). Topics include software updates and the latest and greatest materials and clinical techniques.

Membership includes access to complete

webinar archive for you and your team.

Webinar Archive:

- 📺 *Treatment Planning Comprehensive Anterior Cases*
- 📺 *Virtual Articulation and SICAT Function*
- 📺 *One Visit Chairside Zirconia Restorations*

**Now eligible for CE*



+ CEREC Ortho Certification

Our workshops provide you with a [hands-on learning experience](#) and a renewed passion for dentistry. CEREC Ortho Certification will involve hands-on use of the CEREC Ortho software where participants must demonstrate

proficiency in scanning full arch scans. The certification course is included with your membership (half-day course) and offered four times per year at Spear Campus.

MENTOR Membership

For the doctor who wants access to everything in Premium and Academy, and wants to be a leader in the CEREC community.

Membership: \$339/month with \$1,000 upfront or \$4,495/year upfront

+ Premium & Academy Benefits

Mentors have access to all of the benefits in the other two membership tiers PLUS several other advantages that are available only to our Mentor group. This is the full cerectoctors.com experience, designed to put you and your CEREC practice at the forefront of dentistry.



+ Dentsply Sirona World

Experience dentistry's biggest event of the year in Las Vegas! The 3-day festival features the best minds in the industry, as well as celebrity guests and entertainment.



+ Mentor Courses

Mentors have the unique opportunity to mentor classes for CEREC users. This is the best way to stay current, shape your role as a leader and learn new techniques when updates are released.



+ Mentor Meeting

This year's meeting will be held in Las Vegas on Sept. 13, the day before Dentsply Sirona World 2017. You won't want to miss this!



+ Spear Study Club


Small groups of peers meet locally up to eight times a year to collaborate on actual cases provided by Spear Education, improve their clinical expertise, and discuss growing practice profitability.



+ Special Access & Incentives

Be the first to access CEREC software updates, allowing you to get a head start on the latest advancements in CEREC technology. Mentors also get access to new materials and take part in beta testing to help develop products before they hit the market.

Mentor membership is currently on a **waitlist basis**. If you are interested in becoming a Mentor, contact us to be added to the list at **877.295.4276** or **info@ceredoctors.com**.



2 CEREC Mastery: Rapid Integration Into Your Practice

FACULTY Sameer Puri, D.D.S., Mike Skramstad, D.D.S., Mark Fleming, D.D.S.
CE CREDITS 13 | 2 Days | Lecture & Hands-on Workshop
TUITION Doctor: \$2,995 Staff: \$995*

COURSE OBJECTIVES

You've completed Patterson Basic Training and viewed the training videos on **cerecdoctors.com**. Now it's time to expand your CEREC knowledge and learn how to make better use of the CEREC technology and 4.5x software.

CEREC Mastery lays down the fundamentals for CEREC success so that you will be able to practice ideal occlusion with shorter, stress-free CEREC appointments. Level 2 gives you the skill set necessary to use the software to its fullest capabilities. You will get a thorough review of what it takes to make the CEREC process predictable and efficient.

All **cerecdoctors.com** hands-on workshops are conducted on Omnicams utilizing the latest 4.5x software.

No prerequisites necessary. Recommended for new owners and owners who are looking to build a solid foundation for all CEREC knowledge.

PARTICIPANTS WILL LEARN

- ✓ *The importance of Prep and Picture, keys to all CEREC success*
- ✓ *To thoroughly understand each design technique: Biogeneric Individual, Biogeneric Copy and Biogeneric Reference*
- ✓ *To become efficient with inventory and use of the CEREC blocks*
- ✓ *How to design and mill multiple adjacent and opposing restorations*
- ✓ *The importance of the Model Axis and other tools with CEREC software*
- ✓ *How to fabricate chairside temporary bridges*
- ✓ *The difference between fabricating provisional and permanent bridges*
- ✓ *How to contour and crystallize permanent e.max bridges*
- ✓ *The virtual Articulator function of the software, how to use it and for what clinical situations*
- ✓ *The range of materials choices and their indications*
- ✓ *How to mix and match various design techniques, including Biogeneric Individual and Biogeneric Copy for the same patient*
- ✓ *Advanced techniques to increase the efficiency of your CEREC fabrications*
- ✓ *How to send your cases to the laboratory using CEREC Connect*
- ✓ *How to manage multi-unit fixed partial denture cases with CEREC, from temporization to digital fabrication of the final restorations*
- ✓ *A thorough understanding of the bonding protocol and various types of cements available, from self-etching to total etch*

3 Provisionalizing and Restoring Implants with CEREC

FACULTY Sameer Puri, D.D.S., Mike Skramstad, D.D.S., Mark Fleming, D.D.S.
CE CREDITS 13 | 2 Days | Lecture & Hands-on Workshop
TUITION Doctor: \$2,995 Staff: \$995*

COURSE OBJECTIVES

CEREC will produce highly esthetic implant restorations with perfect occlusion and contacts, whether you are treating a single tooth or complete quadrant. Fabricating chairside implant restorations opens an avenue to be more productive in one's office, whether you are temporizing an edentulous area for implants or fabricating the final restoration.

All **cerecdoctors.com** hands-on workshops are conducted on Omnicams utilizing the latest CEREC software. Before attending the workshop, review the latest videos on abutments. There will be other videos that will be recommended after the workshop.

No prerequisites necessary. Level 2 completion encouraged.

PARTICIPANTS WILL LEARN

- ✓ *The differences between the various blocks for fabricating provisional and permanent chairside abutments*
- ✓ *How to use CEREC to create temporary and permanent implant restorations*
- ✓ *How to utilize CEREC to create and restore both screw-retained and cement-retained implant restorations*
- ✓ *How different tools affect implant proposals and where and when to use them*
- ✓ *The CEREC Galileos connection and the integration between cone beam and CAD/CAM*
- ✓ *File and image management as it relates to implant restorations fabricated with CEREC*
- ✓ *To create Maryland bridge temporary restorations for patients waiting for implant integration*
- ✓ *How to fabricate custom healing abutments with CEREC*
- ✓ *To fabricate screw retained provisions to create optimal tissue contour*



Mastering Multiple Anterior and Posterior Restorations with CEREC

FACULTY Sameer Puri, D.D.S., Mike Skramstad, D.D.S., Mark Fleming, D.D.S.

CE CREDITS 13 | 2 Days | Lecture & Hands-on Workshop

TUITION Doctor: \$2,995 Staff: \$995*

COURSE OBJECTIVES

Many doctors don't realize the full potential of their CEREC technology because they don't use it to its full capacity. Some feel they can only use CEREC for posterior teeth, and consequently they lose out on the opportunities offered by anterior CAD/CAM dentistry. In fact, with CEREC you can achieve esthetic results equivalent to high quality labs.

Mastering Multiple Anterior and Posterior Restorations With CEREC provides you with the tools necessary to complete any large anterior or posterior case with ease, positively impacting your productivity, clinical outcomes and patient care.

No prerequisites necessary. Level 3 completion encouraged.

PARTICIPANTS WILL LEARN

- ✓ *To master the art of color and shade selection*
- ✓ *To understand the differences between all CEREC blocks and when to use one block over another for a cosmetic result*
- ✓ *How to prepare anterior teeth for optimal esthetics and how preparation plays an integral role in your success*
- ✓ *How to create a roadmap for staining and glazing success*
- ✓ *How to design in Biogeneric Individual and Biogeneric Copy*
- ✓ *Biogeneric Reference and when it is appropriate to use in anterior situations*
- ✓ *The principles of Smile Design and how to apply them to treatment planning and case presentations, and more importantly, the final outcome of the case*
- ✓ *How to do anterior cases same day, as well as indirect in two visits and the advantages/disadvantages of each*
- ✓ *Contouring anterior restorations for optimal esthetics*
- ✓ *How to esthetically enhance restorations milled from the CEREC system*
- ✓ *How parameters affect anterior restorations*
- ✓ *File and image management as it relates to the CEREC software*
- ✓ *How to predictably treat multiple units with perfect occlusion and contacts*
- ✓ *How to complete three posterior restorations in less than 90 minutes, using ideal form, symmetry and occlusion*



CEREC and Cone Beam Integration in Surgical Implant Dentistry

FACULTY Farhad Boltchi, D.M.D., M.S.

CE CREDITS 13 | 2 Days | Lecture & Hands-on Workshop

TUITION Doctor: \$2,995 Staff: \$995*

COURSE OBJECTIVES

This course will give you the experience to utilize the Sirona Cone Beam CT (Galileos or XG3D) for surgical planning of implants and may help you to understand the fundamentals of guided implant surgery. Intended for clinicians who are interested in, new to, or moderately experienced with implant therapy. This two-day lecture will take you from A to Z in all aspects of guided-implant planning using the Galileos/XG3D and the CEREC, as well as provide a complete understanding of all the different guided systems that are available to work with the CEREC and Galileos Integration protocol. Learn the basics of implant placement using the guided protocol, and the advantages and disadvantages of each surgical system.

In the demonstration portion on Day 2, students will watch a surgical case that imports the CEREC models into the Galileos software, and virtually places the

implants in the ideal position. Participants will then view a fabrication of a surgical guide for implant placement and learn how to utilize this guide according to the guided surgery protocol. This will provide a thorough understanding of the integrated digital implant dentistry protocol, where accurate treatment planning provides a blueprint for the surgical phase, thereby rendering the final restorative phase predictable and ideal.

No prerequisites necessary. Level 3 completion encouraged.

PARTICIPANTS WILL LEARN

- ✓ *The fundamentals of CEREC and Galileos Integration*
- ✓ *The basics of dental implant treatment planning, including the advantages of prosthodontically driven treatment planning*
- ✓ *The basics of guided surgery over current freehand techniques*
- ✓ *The fundamentals, differences, indications, and step-by-step directions for the various surgical guide options available within the CEREC-Galileos integration workflow*
- ✓ *To import prosthetic proposals designed in CEREC into Galileos implant Software to be used for implant planning*
- ✓ *To digitally treatment plan simple to complex dental implant cases*
- ✓ *To plan, design and fabricate a chairside surgical guide with the CEREC Guide 2 solution*
- ✓ *Guided surgery tips and tricks to ensure a predictable implementation*
- ✓ *The steps involved from start to finish in planning, placing and restoring an implant using the guided protocol and CEREC*

cerecdoctors.com Magazine

Every quarter, *cerecdoctors.com* Magazine provides the most current and comprehensive insight into CEREC technology and techniques.

- ✎ Interviews with the experts on the front lines of CAD/CAM
- ✎ Case studies
- ✎ Tips and tricks by CEREC experts
- ✎ Doctor profiles
- ...and much more

View or download past issues at:

cerecdoctors.com/magazine/issues

If you would like to receive a mailed version, subscribe at:

cerecdoctors.com/magazine/subscribe



Faculty



Sameer Puri, D.D.S.

Director of CAD/CAM

Dr. Puri is the director of CAD/CAM at Spear and **cerecdoctors.com**. A CEREC beta tester since 2005, he has trained more CEREC practitioners than anyone else in the world.



Mark Fleming, D.D.S.

Faculty, CAD/CAM Dentistry

Dr. Fleming is a member of the **cerecdoctors.com** faculty and clinical editor of *cerecdoctors.com* Magazine. He has been a CEREC user since 2001 and a beta tester for the CEREC software since 2004.



Mike Skramstad, D.D.S.

Faculty, CAD/CAM Dentistry

Dr. Skramstad is a member of the faculty in the CAD/CAM department at the Spear Campus and **cerecdoctors.com**. He performs all aspects of cosmetic, implant and family dentistry with a focus on esthetic and CAD/CAM computerized dentistry.



Farhad E. Boltchi, D.M.D., M.S.

Faculty, CAD/CAM Dentistry

A member of the **cerecdoctors.com** CAD/CAM faculty, Dr. Boltchi is a clinical assistant professor in the graduate periodontics program at Baylor College of Dentistry, and maintains a full-time private practice in periodontics and dental implants in Arlington, Texas.

Manufacturer Contributions

cerecdoctors.com would like to thank the following companies for their contributions:



CANCELLATION POLICY Cancellation Policy After you have registered for a course, we consider your registration to be a firm commitment for you to attend. Last-minute participant substitutions are difficult to arrange, although we understand emergency situations may arise that will affect your attendance to programs offered by **cerecdoctors.com**. We have established the following policy in case of course cancellation:

- Written notice must be given for course cancellation.
- If cancellation is made more than 90 days before the program date, 50% of the tuition, less the non-refundable deposit, is eligible for refund, or 100% of the tuition is transferrable to another program/date.
- If cancellation is made within 90 days prior to the program date, the entire tuition is non-refundable and non-transferrable.
- Any refunds issued within the guidelines of the **cerecdoctors.com** cancellation policy will incur a 6% nonrefundable fee.

In addition, **cerecdoctors.com** reserves the right to cancel or reschedule events as necessary. In such a case, tuition or deposit may be refunded in full or transferred to a future seminar or course. In no event shall **cerecdoctors.com** be liable for any cancellation or change penalties assessed by an airline or hotel as a result of course date changes or cancellations.



PACE
ACADEMY of
GENERAL DENTISTRY
PROGRAM APPROVAL
FOR CONTINUING
EDUCATION

cerecdoctors.com is designated as an Approved PACE Program Provider by the Academy of General Dentistry. The formal continuing education programs of this program provider are accepted by the AGD for Fellowship/Mastership and membership maintenance credit. Approval does not imply acceptance by a state or provincial board of dentistry or AGD endorsement. The current term of approval extends from 10/1/2014 to 9/30/2018.
Provider ID# 319544