

Cleaning Tips for Extending the Life of Commercial Tents

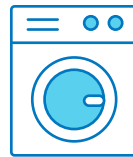
To get the longest use life and greatest value out of your commercial tent, we recommend regular cleaning with the use of a soft brush and gentle agitation with neutral soaps or cleaners and warm clear water, followed by thorough rinsing and drying before storing the items.

General Cleaning Guidelines



Ivory Bar, Ivory Snow, or Spic'N'Span + Water

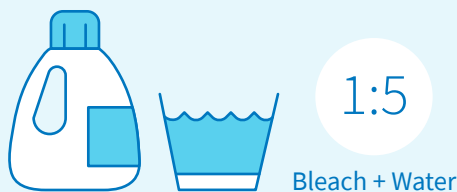
For most situations, using neutral soaps or cleansers such as Ivory bar soap, Ivory Snow, or Spic'N'Span, and warm clear water will get the job done. Gentle brushing and scrubbing can get your tent looking new quickly. Always try to use a non-abrasive surface when cleaning your tent fabric. If you have to clean them over pavement or concrete, try to put some type of drop cloth down first and then layout your fabrics. Even gentle brushing can damage your tent when it's done on top of sharp rocks and rough surfaces.



Commercial Washing Machine

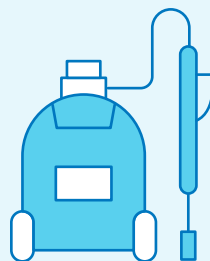
If you rely on commercial washing machines to clean your tents, be mindful of how quickly these can damage and degrade your fabrics. Every machine wash you can replace with a hand wash will keep your tents in top condition that much longer. Be sure to cover all metal parts before cleaning and allow the tents sufficient time to dry before being stored or re-used. Mildew is unsightly and extremely hard to remove from tent fabric.

Special Considerations



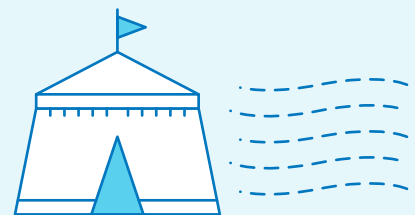
Stain Removal

A diluted bleach solution of at least 1:5 in water can be used on tougher stains. Isopropyl alcohol or mineral spirits are also very helpful in removing gummy residue or wet paint spillage. Remove excess with a clean dry cloth.



Pressure Washers

Many people use a pressure washer to clean their tents quickly and efficiently, **but it must be used at low pressures to minimize the risk of damaging the fabric.** Be sure to keep a good distance from the surface, at least 24" or more. As with commercial washing machines, try not to make pressure washing your only method of regular cleaning.



Drying Your Tents

Storing vinyl that has not been dried thoroughly can seriously cut down the use-life of your tent. Even a slightly damp tent product can promote the growth of mildew when folded and stored, which may require harsh cleaners to remove, causing premature wear. The best solution is to take every precaution to keep mold and mildew from growing in the first place.

Things that will reduce the life expectancy of your tents and canopies



Extended use without cleaning

Heavily build up of dirt on vinyl surface will promote the growth of mold and mildew, as well as premature wear.



Improper Handling

Installation or dismantling tents or canopies on a rough surface can create pinholes and abrasion. Wind whip should also be avoided.



Harsh Detergents and Cleaners

Harsh Detergents and Cleaners which contain a chemical solvent or concentrated bleach. The longer the exposure of your tent to these products, the more it will reduce the life of the vinyl. If you decide to use a product containing a solvent or concentrated bleach, it is very important to remove it as quickly and thoroughly as possible.



Highly Abrasive Cleaning Methods

Highly abrasive cleaning methods including wire brushes, power washers and/or commercial washing machines may save you time, but they will absolutely result in premature wear and deterioration of tent fabrics. Don't rely on them as your only approaches.