



Precision Die-Cutting
Pressure Sensitive Tapes
Hook & Loop Fasteners
Protective Bumpers

GLEICHER MANUFACTURING CORPORATION
851 Jerusalem Road, Scotch Plains, NJ 07076
NJ: (908) 233-2211 • (800) 233-2211 • Fax: (908) 233-2292
www.GLEICHER.COM

Technical Data

August 2014

3M™ Thermally Conductive Epoxy Adhesive TC-2810

Product Description

3M™ Thermally Conductive Epoxy Adhesive TC-2810 is a thermally conductive 2-part epoxy using boron nitride (BN) filler for good thermal conductivity with high adhesion.

Features and Benefits

- High adhesive strength
- Slight tack allows pre-assembly
- Good surface wet out
- Low viscosity for potting application
- Good gap filling
- Thin bonding line
- Good thermal conductivity (1.0-1.4 W/m-K)
- Low Cl ion content and outgassing

Typical Uncured Properties

Note: The following technical information and data should be considered representative or typical only, and should not be used for specification purposes.

Product		3M™ Thermally Conductive Epoxy Adhesive TC-2810
Viscosity	Base	40,000 - 90,000 cps
	Accelerator	11,000 - 21,000 cps
	Mixed	40,000 - 80,000 cps initial
Base Resin	Base	Epoxy
	Accelerator	Amine
Filler	Boron Nitride	24% by weight
Mix Ratio (B:A)	Volume	2:1
Worklife		60 minutes at 23°C (72°F)
Net Weight (lb/gal)	Base	10.84
	Accelerator	10.28
	Mixed	10.63



3M™ Thermally Conductive Epoxy Adhesive TC-2810

Typical Cured Properties

Note: The following technical information and data should be considered representative or typical only, and should not be used for specification purposes.

Product	3M™ Thermally Conductive Epoxy Adhesive TC-2810
Color	Cream
Glass Transition Temperature	See Chart on page 3
Thermal Coefficient of Expansion	62 x 10 ⁻⁶ /°C (below T _g) 205 x 10 ⁻⁶ /°C (above T _g)
Thermal Conductivity*	0.80 - 1.4 W/m-°K
Thermal Impedance**	0.05°C in ² /W (2 mil)
Volume Resistivity	7.58 x 10 ¹² ohm-cm
Dielectric Strength	750 volts/mil
Dielectric Constant	4.6
Dissipation Factor	.09
Total Outgassing	<25 µg/g (GC/MS, 85°C/3 hours)
Hydrocarbon Outgassing	<25 µg/g (GC/MS, 85°C/3 hours)
Siloxane Outgassing	<5 µg/g (GC/MS, 85°C/3 hours)
Extractable Chloride	<30 µg/g (hexane extraction)

*Test method dependent.

**Impedance value corrected for interfacial impedance of test method.

3M™ Thermally Conductive Epoxy Adhesive TC-2810

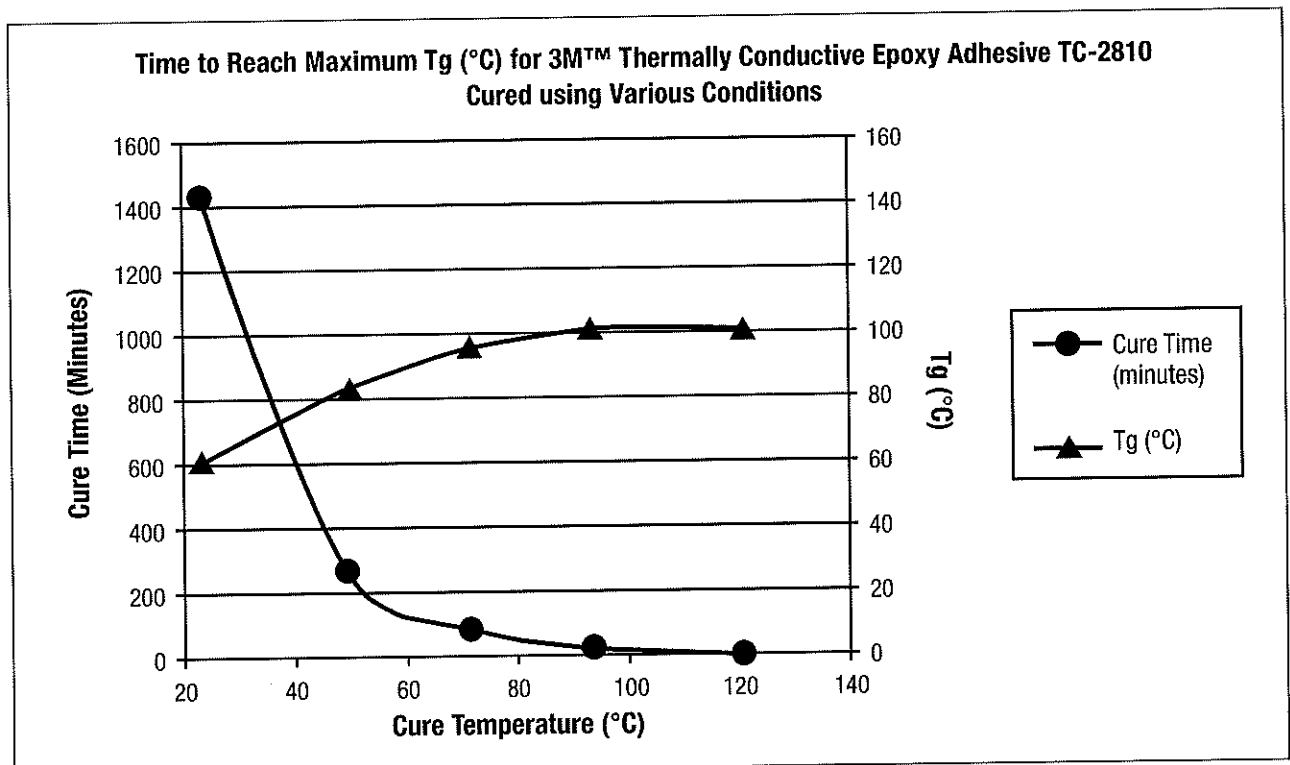
Curing

Cure Schedule: 23°C / 24 hours
 50°C / 270 minutes
 70°C / 90 minutes
 90°C / 30 minutes
 120°C / 10 minutes

Note: The following technical information and data should be considered representative or typical only, and should not be used for specification purposes.

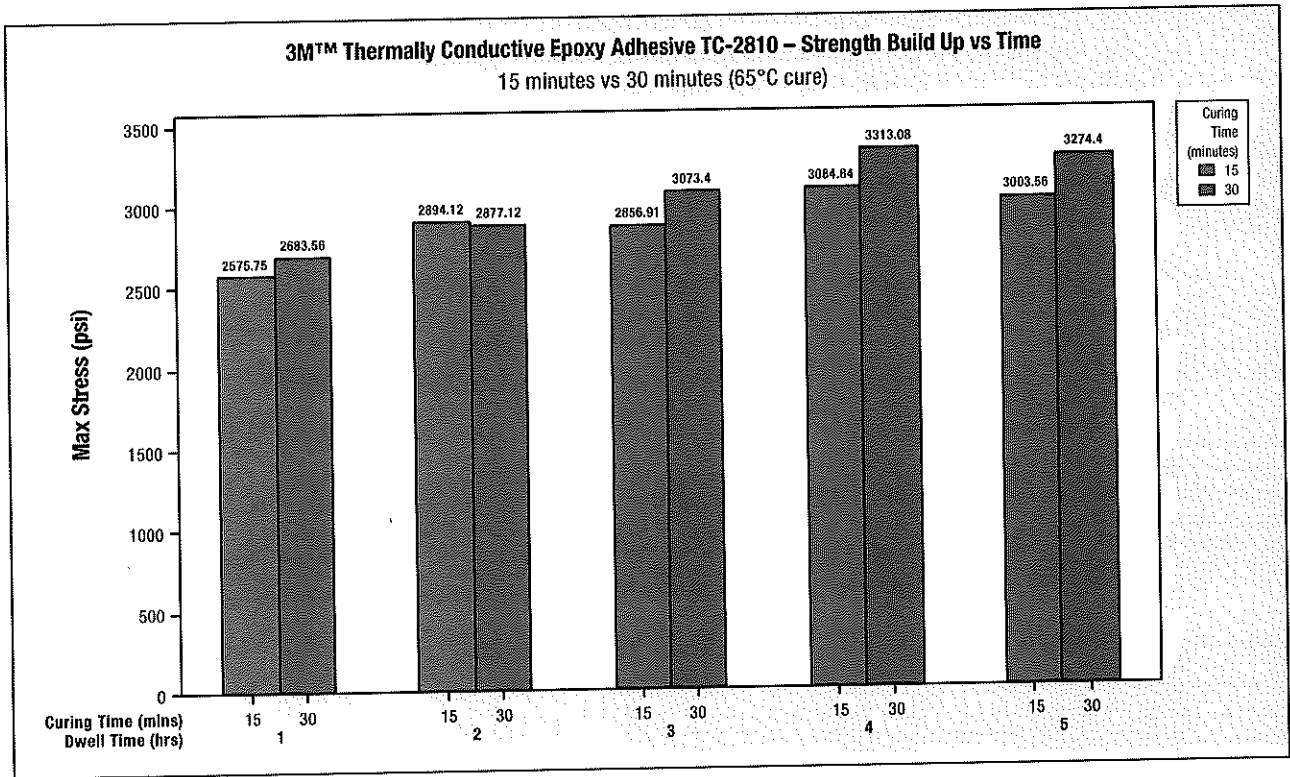
Shear Strength, Peel Strength, Tg vs. Cure Temperature/Time

	23°C (72°F) 24 hours	90°C (194°F) 30 minutes	120°C (248°F) 10 minutes
Overlap Shear (psi) (ASTM D-1002)	2700	2700	2700
T-Peel (piw) (ASTM D-1876)	7	7	7
Shore D Hardness	75	80	80
Tg (°C) Tan Delta	60	100	100



3M™ Thermally Conductive Epoxy Adhesive TC-2810

Curing (continued)



Application and Product Use Notes

For bonding rigid to rigid parts it is suggested that the bond line thickness and edge fillet be designed to optimize:

- i) Bond Strength;
- ii) Thermal Resistance.

A typical suggested bond line is in the 3-7 mil thickness range

For improved thermal performance (lower Thermal Resistance), a thinner bond line is suggested. A thinner bond line can reduce the bond strength so each application needs to be tested to find the correct balance between:

“Bond Line Thickness vs. Thermal Resistance vs. Bond Strength”

A “fillet” at the edges of a bond line is suggested to increase bond strength. The fillets are formed as the epoxy squeezes out past the side edges. Fillets can add strength to the assembly.

3M™ Thermally Conductive Epoxy TC-2810 is supplied in dual syringe plastic duo-pak cartridges as part of the 3M™ EPX™ Applicator System. The duo-pak cartridges are supplied in a 37 ml configuration. To use the 37 ml cartridge simply insert the duo-pak cartridge into the EPX applicator and start the plunger into the cylinders using light pressure on the trigger. Next, remove the duo-pak cartridge cap and expel and discard a small amount of adhesive to be sure both sides of the duo-pak cartridge are flowing evenly and freely (ie: no voids, “plugs of adhesive”, dis-continuity in flow, etc.) Once even side to side and uniform flow from both sides of the duo-pak is confirmed, attach the 3M™ EPX™ Mixing Nozzle to the duo-pak cartridge to ensure proper and uniform mixing of the Part A and Part B and begin dispensing the adhesive.


With a 200mil cartridge, the nozzle must be attached before dispensing any material to prevent unmixed adhesive from getting into the applicator cartridge holder. A quantity of material should be dispensed through the mix nozzle and discarded until a uniform color, consistency of product, freely flowing and even side to side flow is evident.

Partially used cartridges must follow the above use instructions to ensure consistent product performance.

Complete and uniform mixing as noted above of the two components is required to obtain consistent product performance.

3M™ EPX™ Applicator and Mix Nozzles

Use only 3M™ EPX™ Applicator and Mix Nozzles to ensure optimum product performance.



Storage and Shelf Life

The shelf life of 3M™ Thermally Conductive Epoxy Adhesive TC-2810 is 12 months from the date of manufacture when stored in original cartons at 21°C (70°F) and 50% relative humidity.

Safety Data Sheet

Consult Safety Data Sheet before use.

Regulatory

For regulatory information about this product, contact your 3M representative.

Technical Information

The technical information, recommendations and other statements contained in this document are based upon tests or experience that 3M believes are reliable, but the accuracy or completeness of such information is not guaranteed.

Product Use

Many factors beyond 3M's control and uniquely within user's knowledge and control can affect the use and performance of a 3M product in a particular application. Given the variety of factors that can affect the use and performance of a 3M product, user is solely responsible for evaluating the 3M product and determining whether it is fit for a particular purpose and suitable for user's method of application.

Warranty, Limited Remedy, and Disclaimer

Unless an additional warranty is specifically stated on the applicable 3M product packaging or product literature, 3M warrants that each 3M product meets the applicable 3M product specification at the time 3M ships the product. 3M MAKES NO OTHER WARRANTIES OR CONDITIONS, EXPRESS OR IMPLIED, INCLUDING, BUT NOT LIMITED TO, ANY IMPLIED WARRANTY OR CONDITION OF MERCHANTABILITY OR FITNESS FOR A PARTICULAR PURPOSE OR ANY IMPLIED WARRANTY OR CONDITION ARISING OUT OF A COURSE OF DEALING, CUSTOM OR USAGE OF TRADE. If the 3M product does not conform to this warranty, then the sole and exclusive remedy is, at 3M's option, replacement of the 3M product or refund of the purchase price.

Limitation of Liability

Except where prohibited by law, 3M will not be liable for any loss or damage arising from the 3M product, whether direct, indirect, special, incidental or consequential, regardless of the legal theory asserted, including warranty, contract, negligence or strict liability.



Electronics Materials Solutions Division

3M Center, Building 225-3S-06
St. Paul, MN 55144-1000
1-800-251-8634 phone
651-778-4244 fax
www.3M.com/electronics

3M and EPX are trademarks of 3M Company.
Please recycle.
©3M 2014. All rights reserved.
60-5002-0044-3

